

Interface cable UC-PROG-IR-USB



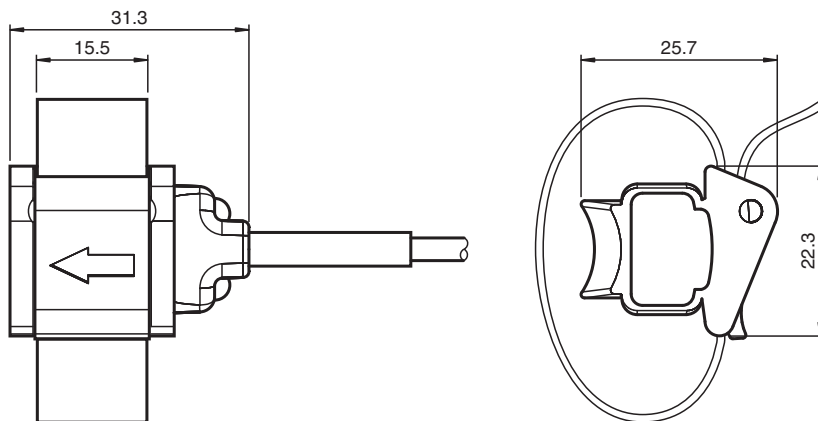
Interface cable for parameterization of sensors with IrDA interface



Function

The interface cable UC-PROG-IR-USB is suitable for parameterization of ultrasonic sensors with infrared interface (IrDA). Depending on the sensor used, either the configuration tool PACTware with a DTM suitable for the sensor or the service program ULTRA-PROG-IR serves as user interface. The cable establishes a connection between the USB interface of a PC with the infrared interface of the sensor.

Dimensions



Technical Data

Indicators/operating means		
LED green		USB communication active
LED yellow		Infrared communication active
Electrical specifications		
Operating current	I_B	< 100 mA
Interface 1		
Interface type		Infrared (to the sensor)
Mode		point-to-point connection
Interface 2		
Interface type		USB 2.0 or higher (to the PC)
Compliance with standards and directives		
Standard conformity		

Release date: 2023-02-13 Date of issue: 2023-02-13 Filename: 274846_eng.pdf

Refer to "General Notes Relating to Pepperl+Fuchs Product Information".

Pepperl+Fuchs Group
www.pepperl-fuchs.com

USA: +1 330 486 0001
fa-info@us.pepperl-fuchs.com

Germany: +49 621 776 1111
fa-info@de.pepperl-fuchs.com


Singapore: +65 6779 9091
fa-info@sg.pepperl-fuchs.com

 **PEPPERL+FUCHS**

Technical Data

Standards	EN IEC 60947-5-2:2020 IEC 60947-5-2:2019
Ambient conditions	
Ambient temperature	-25 ... 70 °C (-13 ... 158 °F)
Storage temperature	-40 ... 85 °C (-40 ... 185 °F)
Shock resistance	30 g , 11 ms period
Vibration resistance	10 ... 55 Hz , Amplitude ± 1 mm
Mechanical specifications	
Connection type	Cable connector with cable PUR , 3 m USB-Male Connector Typ A (Standard)
Degree of protection	IP65
Material	black polycarbonate (PC)
General information	
Scope of delivery	Interface cable

Accessories

	ULTRA-PROG-IR	Configuration software for ultrasonic sensors
---	----------------------	---

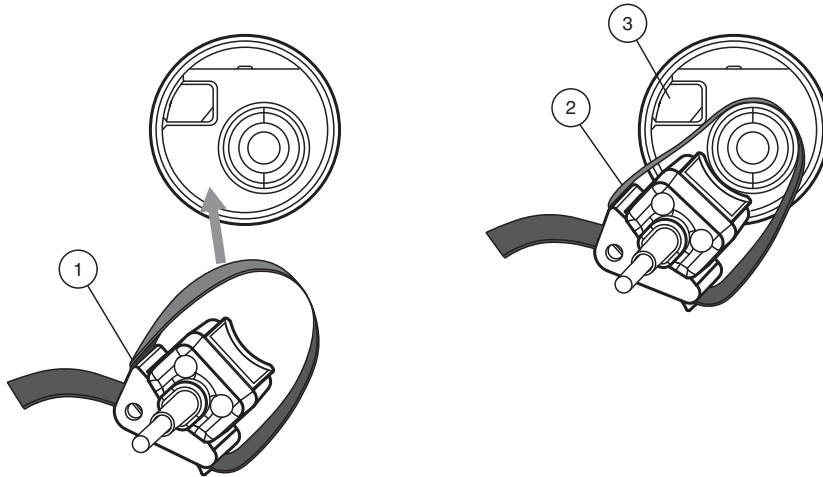
Release date: 2023-02-13 Date of issue: 2023-02-13 Filename: 274846_eng.pdf

Additional Information

Attaching to the Sensor

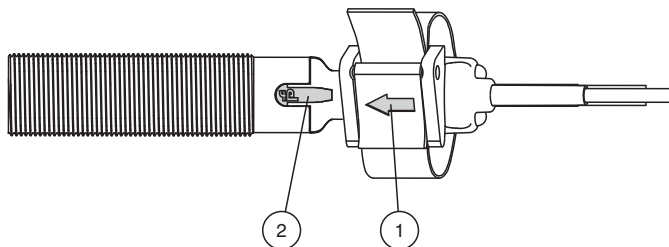
The interface cable UC-PROG-IR-USB can be used for parameterization of ultrasonic sensors of UC*-30GM70 series and UC*18GS series with infrared interface (IrDA). Depending on the sensor series, a certain alignment of the sensor to the interface cable is required so that the infrared interfaces can establish a link.

For UC*-30GM70 Series



1. Attach the interface cable (1) to the rear of the sensor with the marking arrow on the interface cable in the direction of the sensor.
2. Align the interface cable (1) to the sensor so that
 - the fastening strap of the interface cable (2) runs below the sensor stop (3).
 - the LEDs of the interface cable are as close as possible to the sensor stop (3).

For UC*-18GS Series



1. Attach the interface cable (1) to the rear of the sensor so that the marking arrow (1) points to the marking of the infrared interface (2) on the sensor.